

## Service Bulletin 54

**Subject:** Sportsman Wing Strut Trim Limits

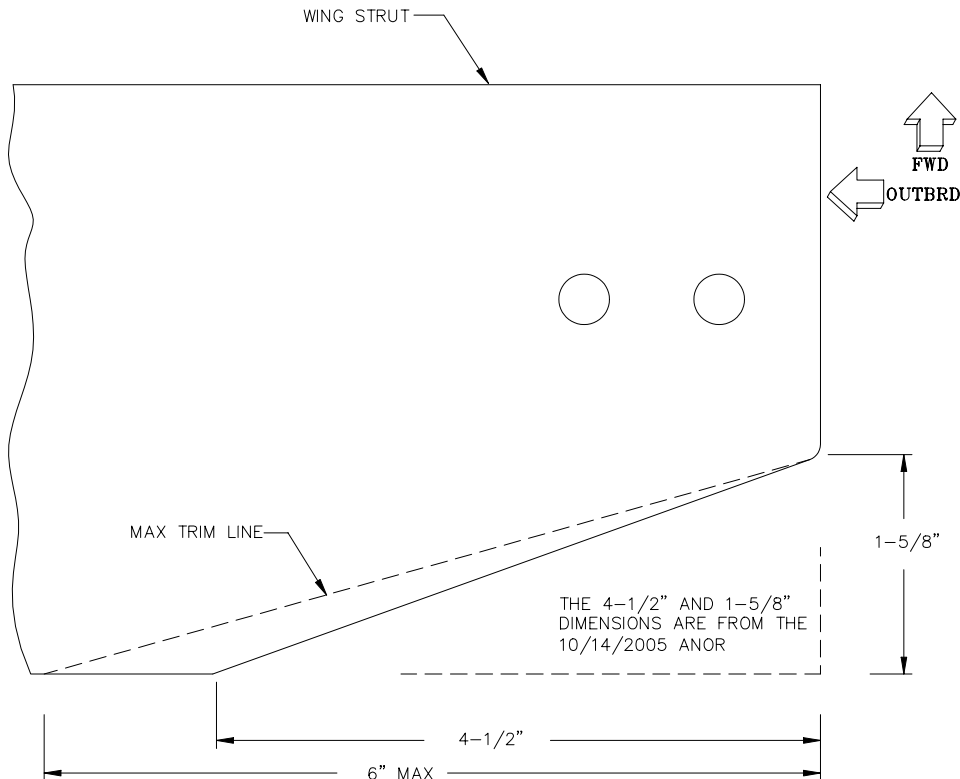
**Applicability:** All Sportsman Aircraft

**Compliance Time:** Within next 10 Flight Hours, or First Flight


**Note: If the relief cut is more than 6" further flight is prohibited until corrective action is performed.**

### **Discussion and Background Information:**

In Section IX, page 102 of the Sportsman Assembly manual, the details for the relief cut at the bottom trailing edge of the wing lift strut are given. This relief cut is required to accommodate wing fold. Due to slight variations in the fuselage width and assembly process, we have enlarged the relief cut on some Sportsman lift struts at the Customer Assistance Center, in order to facilitate wing folding. **The maximum relief cut allowed is 6"**. Glasair Aviation wants to ensure Sportsman customers are aware of the limits.



**Figure 1: Standard relief cut and maximum relief cut allowed.**

	Model: Sportsman	Document: Service Bulletin 54	Revision: A	Date: 05/11/06	Page: 1 of 2
---	---------------------	-------------------------------------	----------------	-------------------	-----------------


**Required Action:**

If you are already flying your Sportsman, you are required to measure your wing strut relief cut within the next 10 hours of flight time. Use a tape measure or scale to measure the cut on the aft side of the strut as shown in Figure 1.

- **If your relief cut measures more than 6 inches as shown in Figure 1, you are required to contact Glasair Aviation LLC for repair procedures before further flight. A repair kit (981-05000-01) and instructions (Service Bulletin 54 Repair Kit, 063-05000-01) are available by contacting our Customer Service Department at 360-435-8533 X 221 or [parts@glasairaviation.com](mailto:parts@glasairaviation.com). Please note if the relief cut is more than 6.5 inches your strut will need to be replaced.**
  
- **If your relief cut measures less than 6 inches as shown in Figure 1, no further action is required.**

If you have not trimmed the relief cut on your Sportsman strut, be advised of the 6-inch **maximum** dimension. The length of the relief cut is greatly impacted by attempting to get the wings to fold inside the 8-1/2 foot wing tip to wing tip width. If you do not intend to trailer your Sportsman on the road, then the 8-1/2 foot road width is not critical to obtain. Wings can easily be folded for example to the width of the horizontal stabilizer (10-feet) without having to trim the relief cut much beyond the 4-1/2” dimension as shown in Figure 1.

As you trim your wing struts, do so carefully so not to accidentally trim beyond the 6” maximum dimension.

	Model: Sportsman	Document: Service Bulletin 54	Revision: A	Date: 05/11/06	Page: 2 of 2
---	---------------------	-------------------------------------	----------------	-------------------	-----------------