

# INDEX OF GLASTAR ADVISORY PUBLICATIONS


The purpose of this index is to provide an up-to-date listing of all **service bulletins** and **service letters** related to the GlaStar. A list of current **advance notices of revision (ANORs)** to the *Assembly Manual* is also included, as well as a backup index of published **revisions**. See "SECTION I: INTRODUCTION" in your *Assembly Manual* for a complete description of the various advisory publications covered in this index.

We recommend keeping this index and all GlaStar advisory publications together in a three-ring binder for easy reference.

## SERVICE BULLETINS


The following index lists all GlaStar service bulletins issued to date. Not all service bulletins apply to all GlaStar kits; note the specified applicability of each one. **Entries for mandatory service bulletins are indicated in boldface.** Entries marked with an asterisk (\*) have been incorporated into the *Assembly Manual* and are thus obsolete.

<i>No.</i>	<i>Subject</i>	<i>Date</i>	<i>Applicability</i>
1	Trim tab hinge	5/25/95	Kits #5002–5050
2	Rudder assembly	6/28/95	Kits #5002–5102
<b>3</b>	<b>Wing attach holes in aft spars</b>	<b>8/25/95</b>	<b>Kits #5003, 5008, 5011, 5012, 5014–17, 5019, 5021, 5022, 5026, 5028–32, 5034, 5036–38, 5043, 5044, 5048, 5051, 5055, 5060, 5072 and 5076</b>
<b>4*</b>	<b>Flap-track reinforcement</b>	<b>10/31/95</b>	<b>Wing kits shipped prior to 2/15/96</b>
<b>5</b>	<b>AN470A4-7 soft rivets</b>	<b>11/2/95</b>	<b>Tail and wing kits shipped prior to 10/1/95</b>
<b>6</b>	<b>Main fuel tanks</b>	<b>11/3/95</b>	<b>Kits # 5022, 5026, 5051, 5120, 5121 and 5130</b>
<b>7</b>	<b>Elevator/aileron control yoke and control stick pivot brackets</b>	<b>1/15/96</b>	<b>Kits # 5002, 5003, 5005, 5007, 5008, 5012, 5015–17, 5019–22, 5024, 5026, 5028, 5030, 5034, 5035, 5037, 5038, 5040, 5048, 5051, 5120, 5121, 5130, 5141, 5153 and 5154</b>
8	Wing main root ribs [P/N 201-00001-01]	7/29/96	Kits #5001–5235
<b>9</b>	<b>Rod-end bearings [P/N 170-0110-003]</b>	<b>7/29/96</b>	<b>Kits #5001–5235</b>
<b>10</b>	<b>Elevator hinges</b>	<b>7/29/96</b>	<b>Kits #5001–5235</b>
<b>11</b>	<b>Tubing flaring tool [P/N 810-0190-001]</b>	<b>7/29/96</b>	<b>Tools shipped prior to 5/20/96</b>
<b>12</b>	<b>Brake master cylinder clevises [P/N 090-00001-01]</b>	<b>7/29/96</b>	<b>Kits #5001–5266</b>
<b>13</b>	<b>Nose gear fork weldment [P/N 401-07100-01]</b>	<b>8/15/96</b>	<b>Forks shipped prior to 7/25/96 (tricycle-gear Kits #5001–5277)</b>
<b>14,</b>	<b>Aft fuselage reinforcement and</b>	<b>10/8/96</b>	<b>Fuselage kits shipped prior 6/4/97</b>
<b>Rev B*</b>	<b>horizontal stabilizer angle of incidence</b>		
<b>15</b>	<b>Rudder trailing edge</b>	<b>10/14/96</b>	<b>Kits #5002–5316</b>
16	Trim tab counterweight arm	10/23/96	Kits #5002–5249
17	Mislabeled cobalt napthenate promoter and DMA accelerator	11/21/96	Kits #5017, 5133, 5137, 5165, 5194, 5204 and 5323
<b>18</b>	<b>6.00/8.00 X 6 brake mounting flange assembly [P/N 401-01550-01]</b>	<b>1/13/97</b>	<b>6.00 X 6 and 8.00 X 6 taildragger kits shipped prior to 12/16/96</b>
<b>19*</b>	<b>Elevator and trim tab hinge edge margin</b>	<b>1/13/97</b>	<b>Kits #5001–5466</b>
<b>20,</b>	<b>Flap handle weldment [P/N 601-</b>	<b>1/29/97</b>	<b>Fuselage kits shipped prior to 1/29/97</b>
<b>Rev. A</b>	<b>02010-01 (bare) or 601-02010P01 (powder-coated)]</b>		
21	Lycoming cowling cooling inlets	3/3/97	Cowlings shipped prior to 7/26/96
<b>22</b>	<b>AN470A3-4.5 soft rivets</b>	<b>3/31/97</b>	<b>Kits #5367–5413</b>
23*	Door latch modification	3/31/97	Fuselage kits shipped prior to 6/4/97
24	Engine mount spacers [P/N 552-01001-01]	3/31/97	Engine mount installations shipped prior to 3/31/97

	REVISION:		PAGE:
	AO	7/11/14	1

# INDEX OF GLAStar ADVISORY PUBLICATIONS

<i>No.</i>	<i>Subject</i>	<i>Date</i>	<i>Applicability</i>
25	Variations in wing angle of incidence	6/30/97	Fuselage cage assemblies S/N 001–303
26	Upper tailwheel spring [P/N 401-09001-11]	6/30/97	Taildragger landing gear kits shipped prior to 5/1/97
27	Tailwheel steering springs [P/N 091-01500-01]	6/30/97	Taildragger landing gear kits shipped prior to 5/1/97
28	Lycoming O-320 carburetor inlet gasket	6/30/97	Lycoming carbureted induction system kits [P/N 930-02320-01] shipped prior to 6/26/97
29, Rev. A	AN509-10R10 flush-head machine screws	8/2597	Fuselage kits shipped prior to 3/28/97
30	Right horizontal stabilizer skin [P/N 302-00002-01]	8/2597	Kits #5411–5474
31	Flap handle ratchet plate [P/N 602-02001-01 (bare) or P01 (plated)]	8/2597	Fuselage kits shipped prior to 12/2/97
32	O-320 and O-360 exhaust system [P/N 925-02000-01 and 925-03000-01, respectively] cracking	8/25/97	Exhaust systems shipped prior to 7/31/97 <u>and</u> installed on Dynafocal-mount Lycoming engines
32, Sup. A	O-320 and O-360 exhaust system [P/N 925-02000-01 and 925-03000-01, respectively] cracking	9/24/97	Exhaust systems shipped prior to 7/31/97 <u>and</u> installed on Dynafocal-mount Lycoming engines
33	O-320 and O-360 exhaust system [P/N 925-02000-01 and 925-03000-01, respectively] inspection requirements	9/24/97	Exhaust systems shipped after 9/24/97 <u>and</u> installed on Dynafocal-mount Lycoming engines
34	Upper right elevator skin [P/N 303-00002-03]	10/2/97	Tail kits shipped between 7/11/97 and 9/30/97
35	Left and right upper inboard wing skins	10/2/97	Wing kits shipped between 3/15/97 and 9/26/97
36	Auxiliary fuel tank sump drains	10/20/97	Auxiliary fuel tank installations shipped prior to 11/12/97
36, Sup. A	Auxiliary fuel tank sump drains	12/1/97	Auxiliary fuel tank installations shipped prior to 11/12/97
37	Aileron cable interference	12/1/97	Kits shipped prior to the publication of <i>Assembly Manual</i> Rev. D
38	AN470AD4-9 soft rivets	2/26/98	Kits #5402, 5408, 5414, 5464, 5515, 5538, 5539, 5568, 5586, 5602, 5603, 5604 and 5610
39	Counterweight attachment to elevator counterweight ribs	12/8/98	Fuselage kits shipped prior to 12/8/98
40	Elimination of trim tab counterweight with electric trim system	12/8/98	Kits shipped prior to the publication of <i>Assembly Manual</i> Rev. D <u>and</u> equipped with electric trim
41	NicoPress sleeves [P/N 450-0002-004]	12/8/98	Fuselage kits shipped prior to 11/24/98
42	Airborne 211CC, 212CW and 215CC vacuum pumps [P/Ns 120-0211-001 and 120-0211-002]	12/8/98	Kits #5050, 5060, 5084, 5115, 5127, 5154, 5184, 5258, 5282, 5331, 5376, 5446, 5492, 5494, 5499, 5545, 5563, 5598 and 5622
43, Rev. B	Fuel system design and usable fuel quantity	3/13/03	All kits
44	Aileron counterweight assemblies	12/8/98	All GlaStar Aircraft
45	Molded plastic Auxiliary tanks	8/27/99	Kits with plastic auxiliary tanks
46	Control Horn Extension Inst.	12/23/99	All Kits
47	Control Cable Safety Guides	9/18/01	All GlaStar Aircraft
48	Elevator Bellcrank Clearance Inspection	3/19/02	All GlaStar Kits
49	Welded Cage & Seat Assembly Inspection	2/2/04	All Flying GlaStar Aircraft
50	Main Landing Gear Inspection	3/29/04	Kits with Main Landing Gear delivered between 12/1/98 and 3/1/99.

	REVISION:	DATE:	PAGE:
	AO	7/11/14	2

# INDEX OF GLAStar ADVISORY PUBLICATIONS

<i>No.</i>	<i>Subject</i>	<i>Date</i>	<i>Applicability</i>
51	<b>Angle Stock (100-0640-009) Inspection</b>	<b>6/8/05</b>	<b>GlaStar fuselage kits shipped between 3/1/05 and 6/1/05</b>
58	Prop Governor Gasket	5/2/07	All Sportsman and GlaStar Aircraft with constant speed propellers using hydraulic governors
59	Spinner Back-Plate	5/2/07	Sportsman & GlaStar Kit with Spinner back-plate part # 611-0130-006 included with compact hub constant speed propeller spinner kit # 301-0260-508 delivered between July 2006 and March 2007.
62	Aileron counterweight assemblies	5/2/07	All GlaStar & Sportsman Aircraft. This service bulletin supersedes Service Bulletin 44. The service bulletin applicability was updated to include Sportsman kits. No other changes were made.
63	<b>Control Cable Safety Guides</b>	<b>5/2/07</b>	<b>All GlaStar &amp; Sportsman Aircraft This service bulletin supersedes Service Bulletin 47. The service bulletin applicability was updated to include Sportsman kits. No other changes were made.</b>
64	<b>Welded Cage &amp; Seat Assembly Inspection</b>	<b>5/2/07</b>	<b>All Flying GlaStar/Sportsman Aircraft updated to include all Sportsman aircraft and 100 hour inspection for float plane operators. This service bulletin supersedes Service Bulletin 49. The service bulletin applicability was updated to include Sportsman kits. No other changes were made.</b>
67	Elevator Counterweights	6/9/08	All GlaStar/Sportsman Aircraft
68	Fuel Tank Vents and Icing	6/2/10	All GlaStar/Sportsman Aircraft
69	Seat Belt Anchor Points	6/2/10	Aircraft prior to 5/1/10
69-Rev A	Seat Belt Anchor Points	9/1/10	Aircraft prior to 5/1/10
72	<b>Autopilots Cable Clamps</b>	<b>7/11/14</b>	<b>All GlaStar/Sportsman Aircraft</b>


## SERVICE LETTERS/

The following index lists all GlaStar service letters issued to date. All service letters may not apply to all GlaStar kits; note the specified applicability of each one.

<i>No.</i>	<i>Subject</i>	<i>Date</i>	<i>Applicability</i>
1	Option development	9/9/96	All kits
2	Operating limitations	1/9/97	All GlaStars
3	Trim cable bracket angle [P/N 303-00020-01] and sheet [P/N 303-00021-01]	6/30/97	Kits #5001–5467
4	Operating limitations on floats	12/1/97	All GlaStars operated on floats
5	Electric Flap Installations	9/18/01	Kits with after market or self developed electric flaps
6	Weight Conscious GlaStar	3/3/03	All GlaStar Kits
7	N/A		
8	Landing Gear Leg Retaining Bolts	8/19/09	All GlaStar Kits

## CURRENT ADVANCE NOTICES OF REVISION (ANORs)

GlaStar      8/25/97      2/18/98      3/13/03


	REVISION:	DATE:	PAGE:
	AO	7/11/14	3

# INDEX OF GLASAIR ADVISORY PUBLICATIONS

## ASSEMBLY MANUAL REVISIONS

The following index lists all *Glasair Assembly Manual* revisions issued to date. Note that no single revision revises every page; the specific sections and pages affected by each revision are listed.

<i>Rev</i>	<i>Date</i>	<i>Section(s)</i>	<i>Page(s)</i>
A	5/19/95	Table of Contents, Volume 1	i–xii
B	2/15/96	Table of Contents, Volume 1 I: Introduction III: Rudder Assembly VI: Wing Assembly VII: Aileron and Flap Assemblies	ii, vii–viii, xx and xxii–xxiv 33, 38 and 39 1 and 3–46 201–14 49–94
C	5/1/97	List of Revisions Table of Contents, Volume 1 I: Introduction II: Tools and Techniques III: Rudder Assy IV: Horizontal Stabilizer Assembly V: Elevator Assembly VI: Wing Assembly VII: Aileron and Flap Assemblies VIII: Fuselage Assembly IX: Systems Installation X: Final Assembly	1–4 i–vi, viii–xv, xviii, xxi and xxv–l 2, 4, 7–8.2, 10–14, 18, 19, 27–32.2 and 36 2–10, 14, 15, 17–21, 23–28, 30–33, 35, 36, 42, 43, 45–47, 59, 65, 67, 70, 72, 82, 84 and 89–92.2 1, 5, 6, 15, 26, 30, 33–35 and 42–48 3–6, 8–37 and 40–44.2 1–7, 9–13, 15–17, 19, 21, 32, 38, 40, 42, 44–47, 49, 52, 56, 58–63, 66, 68–70, 72–75.2, 77, 81, 83, 84, 86–102, 104–106 and 108 2–5, 7, 8, 16–20, 22–29, 38, 39, 47, 50, 52, 57–60, 62–64, 66, 69–79, 82– 85, 87–91, 93, 96–98, 100, 101, 108–11, 115, 118, 119, 124, 125.1, 125.2, 127, 129, 133, 134, 136–40, 142, 144, 147–50, 155, 157, 158, 162, 165– 68, 170–72, 174, 176, 178–83, 187–89, 194, 195, 199–203, 205, 207, 208, 210, 212 and 213 8, 11–13, 16, 37–39, 47–50, 56, 68, 77, 78, 80, 84 and 91 1–4, 6, 7, 12, 13, 16–20, 24, 28–34, 36–43.2, 54–59, 66, 71, 72, 76, 80, 84–86, 96, 98, 100, 105, 106, 109, 110, 114.05–25, 128, 130–35, 137– 44.2, 147–50, 152 and 155 1–10, 14, 16, 17.1–19, 22, 32, 42, 43, 45, 46, 48–52, 55, 56, 60–66, 70– 72, 85–90, 93, 94, 98, 102, 103, 106–109, 113, 117, 118, 136, 139, 140, 143–48, 150–52, 155, 157, 160, 164, 166, 171–71.4, 174, 194, 203, 204, 212, 216–19, 221–27, 232, 233, 247–49, 251, 258, 259, 261–64, 267–73, 275–83, 289–92, 294, 298–300, 309, 324, 325 and 330 1–6, 30–33, 37, 56, 59, 67, 77, 126, 129, 130, 149, 165, 166, 168, 200, 201, 211, 212, 215, 219–20.2, 223, 226–28, 230, 231, 233, 234, 242, 246– 46.2, 257, 258, 259.1, 259.2, 266, 274, 276, 279, 290, 296, 297, 308, 312, 313, 322–24, 327, 329–31, 336, 337, 341, 343, 345, 347, 348, 351, 352, 360, 362–64, 372 and 398

	REVISION:	DATE:	PAGE:
	AO	7/11/14	4